

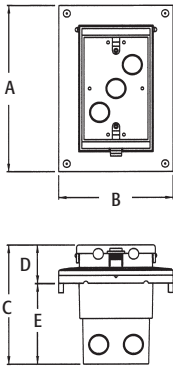
Low Profile IN BOX™ for Retrofit Siding Construction

IN BOX™



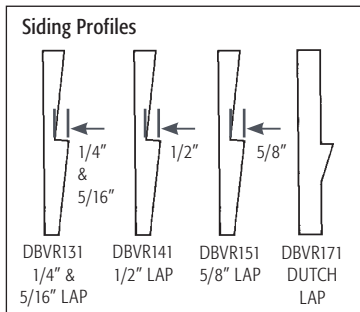
DBVR131C

22 cu. in.



IN BOX for retrofit siding includes...

Box with weatherproof-in-use extra-duty cover, installed bug plugs, siding profile adapter plate, (1) standard duplex and (1) standard GFCI face plate, (2) sets installation screws, (1) NM cable connector, and (2) rolls of caulk.



Scan For Video



Recessed electrical box with weatherproof-in-use extra-duty cover for existing siding construction. Non-metallic cover and base. Accepts most single gang wiring devices and uses standard indoor wall plates or a GFCI cover plate. Box and white cover are textured/paintable. UV rated plastic for long outdoor life.

FEATURES AND BENEFITS

- IN BOX's one-piece assembly replaces the installation of an electrical box, siding block, and bubble cover assembly
- Installs in the wall, so less of it shows outside
- Install option: Cover is removable for easier device installation
- No gaskets required

CATALOG NUMBER	UPC/DCI/NAED MFG #018997	ORIENTATION/COVER COLOR	SIDING LAP SIZE	UNIT PKG	STD PKG	DIM A	DIM B	DIM C	DIM D	DIM E
DBVR131C	14370	Vertical/Clear	1/4" or 5/16"	1	4	7.186	4.934	5.160	1.567	3.539
DBVR131W	14375	Vertical/White	1/4" or 5/16"	1	4	7.186	4.934	5.160	1.567	3.539
DBVR141C	14371	Vertical/Clear	1/2"	1	4	7.186	4.934	5.160	1.567	3.539
DBVR141W	14376	Vertical/White	1/2"	1	4	7.186	4.934	5.160	1.567	3.539
DBVR151C	14372	Vertical/Clear	5/8"	1	4	7.186	4.934	5.160	1.567	3.539
DBVR151W	14377	Vertical/White	5/8"	1	4	7.186	4.934	5.160	1.567	3.539
DBVR171C	14373	Vertical/Clear	Dutch	1	4	7.186	4.934	5.160	1.567	3.539
DBVR171W	14378	Vertical/White	Dutch	1	4	7.186	4.934	5.160	1.567	3.539


*Add suffix "GC" to Catalog # when ordering in Canada, for example DBVR131CGC.

Replacement covers available on page K-17.

PATENTED. ADDITIONAL PATENTS PENDING.

Note: Meets 2015 CEC (Rule 26-702), NEMA 3R, 2017 NEC 406.9 (b); Where a weatherproof-in-use cover is required for 15 or 20 AMP receptacles installed outdoors.

WEATHERPROOF-IN-USE
EXTRA-DUTY



Bug Plugs ship installed in all IN BOX styles to seal unused cord hole openings.

INSTALLATION INSTRUCTIONS for Existing Siding




Using the siding profile adapter plate as a template, cut hole in existing siding. Pull wiring.



Apply caulk around edges of back of adapter. Press onto siding.



Attach adapter to siding with provided short screws. Trim excess caulk as needed.



Apply caulk to reverse side of IN BOX flange.



Install NM cable connector and wire, then attach with provided long screws. Trim excess caulk as needed. Install wiring device per manufacturer's instructions, Local and National Electrical Codes.